1 | 2 | 3 | 4 | 5 | 6

D

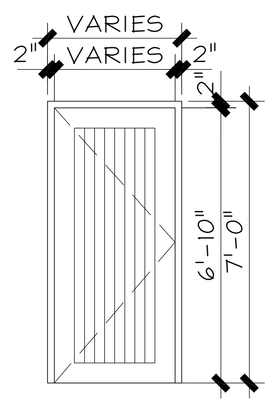

D-1 DOOR TYPE - A 3/8"=1'-0"

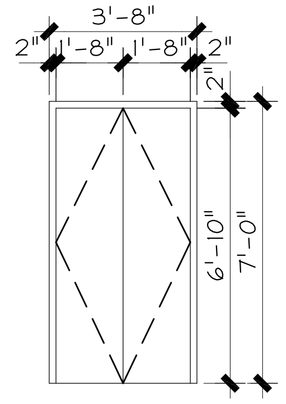

D-2 DOOR TYPE - B 3/8"=1'-0"

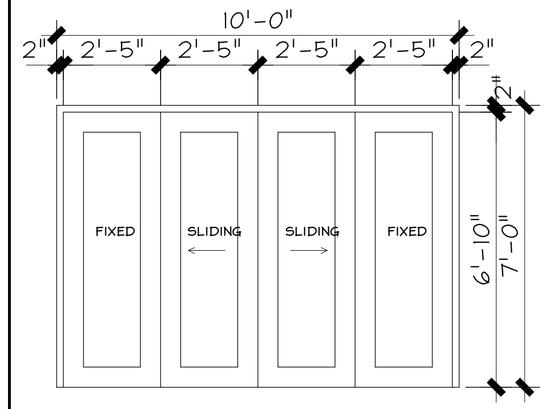

D-3 DOOR TYPE - C 3/8"=1'-0"

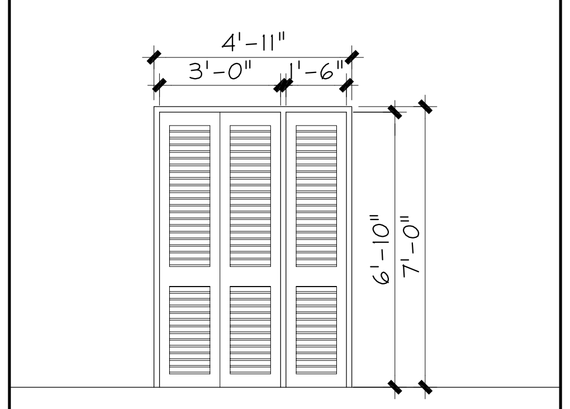

D-4 DOOR TYPE - D 3/8"=1'-0"

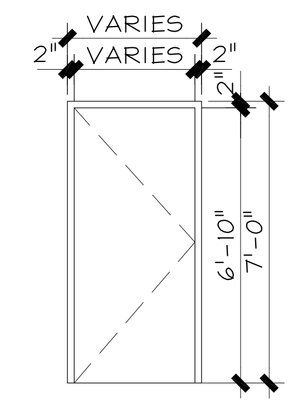

D-5 DOOR TYPE - E

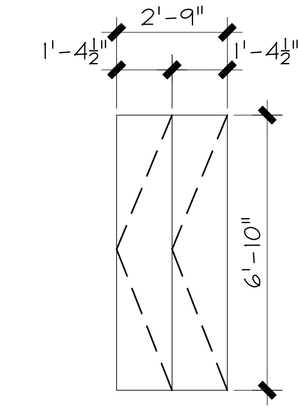

D-6 DOOR TYPE - F 3/8"=1'-0"

C

DOOR #	ROOM NAME	DOOR: STRUCTURAL OPENING SIZE	DOOR: SIZE	DOOR: SWING	DOOR: TYPE	DOOR: DESCRIPTION	DOOR: THICKNESS	DOOR: FIRE RATING	DOOR: FINISH	DOOR: GLASS/ LOUVER	FRAME: TYPE	FRAME: FIRE RATING	FRAME: FINISH	HINGE: TYPE	HINGE: NO.	HARDWARE: LATCH/ LOCK	ACCESSORIES: DOOR CLOSER	ACCESSORIES: EXIT DEVICE	ACCESSORIES: THRESHOLD	ACCESSORIES: WEATHERSTRIP	ACCESSORIES: STOP	ACCESSORIES: PUSH/ PULL	ACCESSORIES: PLATES	ACCESSORIES: SIGNS	REMARKS
101	STORAGE	2'-11" X 7'-0"	2'-7" X 6'-10"	R.H.	E	1.3	1 3/4"	-	3.3	-	1.7	-	-	6.1	1.5 PR.	7.3	-	-	-	-	-	-	-	-	-
102	STAIRS	3'-4" X 7'-0"	3'-0" X 6'-10"	R.H.R.	E	1.3	1 3/4"	-	3.3	-	1.7	-	-	6.1	1.5 PR.	7.1	-	-	-	-	-	-	-	-	-
103	TERRACE	10'-0" X 7'-0"	9'-8" X 6'-10"	SLIDING	C	1.2	1 3/4"	-	3.3	4.1	1.7	-	-	-	-	-	-	-	-	-	-	-	-	-	-
104	TERRACE	10'-0" X 7'-0"	9'-8" X 6'-10"	SLIDING	C	1.2	1 3/4"	-	3.3	4.1	1.7	-	-	-	-	-	-	-	-	-	-	-	-	-	-
105	TERRACE	10'-0" X 7'-0"	9'-8" X 6'-10"	SLIDING	C	1.2	1 3/4"	-	3.3	4.1	1.7	-	-	-	-	-	-	-	-	-	-	-	-	-	-
106	CLOSET	4'-11" X 7'-0"	1'-6" X 6'-10"	L.H.R.	D	1.4	1 3/4"	-	3.2	-	1.7	-	-	6.3	1.5 PR.	-	-	-	-	-	-	-	-	-	-
107			3'-0" X 6'-10"	R.H.R. ACTIVE		1.5	1 3/4"	-	3.2	-	1.7	-	-	6.3	3 PR.	-	-	-	-	-	-	-	-	-	-
108	BATH	2'-6" X 7'-0"	2'-2" X 6'-10"	L.H.	A	1.1	1 3/4"	-	3.1	-	1.7	-	-	6.1	1.5 PR.	7.4	-	-	-	-	13.2	-	-	-	-
109	CLOSET	4'-11" X 7'-0"	3'-0" X 6'-10"	R.H.R. ACTIVE	D	1.5	1 3/4"	-	3.2	-	1.7	-	-	6.3	3 PR.	-	-	-	-	-	-	-	-	-	-
110			1'-6" X 6'-10"	R.H.R.		1.4	1 3/4"	-	3.2	-	1.7	-	-	6.3	1.5 PR.	-	-	-	-	-	-	-	-	-	-
111	BEDROOM	3'-4" X 7'-0"	3'-0" X 6'-10"	R.H.	A	1.1	1 3/4"	-	3.1	-	1.7	-	-	6.1	1.5 PR.	7.4	-	-	-	-	13.2	-	-	-	-
112	OWNER CLO.	2'-4" X 7'-0"	2'-0" X 6'-10"	R.H.R.	A	1.1	1 3/4"	-	3.1	-	1.7	-	-	6.1	1.5 PR.	7.3	-	-	-	-	-	-	-	-	-
113	LAUNDRY	3'-0" X 7'-0"	2'-8" X 6'-10"	FOLDING	F	1.6	1 3/4"	-	3.1	-	1.7	-	-	6.2	1 SET	7.5	-	-	-	-	-	15.1	-	-	-
114	W.C.	2'-7" X 7'-0"	2'-3" X 6'-10"	R.H.	A	1.1	1 3/4"	-	3.1	-	1.7	-	-	6.1	1.5 PR.	7.4	-	-	-	-		-	-	-	-
115	OWNER CLO.	2'-4" X 7'-0"	2'-0" X 6'-10"	L.H.R.	A	1.1	1 3/4"	-	3.1	-	1.7	-	-	6.1	1.5 PR.	7.3	-	-	-	-	-	-	-	-	-
116	BEDROOM	3'-4" X 7'-0"	3'-0" X 6'-10"	L.H.	A	1.1	1 3/4"	-	3.1	-	1.7	-	-	6.1	1.5 PR.	7.4	-	-	-	-	13.2	-	-	-	-
117	CLOSET	4'-11" X 7'-0"	1'-6" X 6'-10"	L.H.R.	D	1.4	1 3/4"	-	3.2	-	1.7	-	-	6.3	1.5 PR.	-	-	-	-	-	-	-	-	-	-
118			3'-0" X 6'-10"	R.H.R. ACTIVE		1.5	1 3/4"	-	3.2	-	1.7	-	-	6.3	3 PR.	-	-	-	-	-	-	-	-	-	-
119	BATH	2'-6" X 7'-0"	2'-2" X 6'-10"	R.H.	A	1.1	1 3/4"	-	3.1	-	1.7	-	-	6.1	1.5 PR.	7.4	-	-	-	-	13.2	-	-	-	-
120	CLOSET	4'-11" X 7'-0"	3'-0" X 6'-10"	R.H.R. ACTIVE	D	1.5	1 3/4"	-	3.2	-	1.7	-	-	6.3	3 PR.	-	-	-	-	-	-	-	-	-	-
121			1'-6" X 6'-10"	R.H.R.		1.4	1 3/4"	-	3.2	-	1.7	-	-	6.3	1.5 PR.	-	-	-	-	-	-	-	-	-	-
201	TERRACE	10'-0" X 7'-0"	9'-8" X 6'-10"	SLIDING	-	1.2	1 3/4"	-	3.3	4.1	1.7	-	-	-	-	-	-	-	-	-	-	-	-	-	-
202	TERRACE	10'-0" X 7'-0"	9'-8" X 6'-10"	SLIDING	-	1.2	1 3/4"	-	3.3	4.1	1.7	-	-	-	-	-	-	-	-	-	-	-	-	-	-
203	TERRACE	10'-0" X 7'-0"	9'-8" X 6'-10"	SLIDING	-	1.2	1 3/4"	-	3.3	4.1	1.7	-	-	-	-	-	-	-	-	-	-	-	-	-	-
204	CLOSET	4'-11" X 7'-0"	1'-6" X 6'-10"	L.H.R.	D	1.4	1 3/4"	-	3.2	-	1.7	-	-	6.3	1.5 PR.	-	-	-	-	-	-	-	-	-	-
205			3'-0" X 6'-10"	R.H.R. ACTIVE		1.5	1 3/4"	-	3.2	-	1.7	-	-	6.3	3 PR.	-	-	-	-	-	-	-	-	-	-
206	BATH	2'-6" X 7'-0"	2'-2" X 6'-10"	L.H.	A	1.1	1 3/4"	-	3.1	-	1.7	-	-	6.1	1.5 PR.	7.4	-	-	-	-	13.2	-	-		-
207	CLOSET	4'-11" X 7'-0"	3'-0" X 6'-10"	R.H.R. ACTIVE	D	1.5	1 3/4"	-	3.2	-	1.7	-	-	6.3	3 PR.	-	-	-	-	-	-	-	-		-
208			1'-6" X 6'-10"	R.H.R.		1.4	1 3/4"	-	3.2	-	1.7	-	-	6.3	1.5 PR.	-	-	-	-	-	-	-	-		-
209	BEDROOM	3'-4" X 7'-0"	3'-0" X 6'-10"	R.H.	A	1.1	1 3/4"	-	3.1	-	1.7	-	-	6.1	1.5 PR.	7.4	-	-	-	-	13.2	-	-		-
210	OWNER CLOSET	2'-4" X 7'-0"	2'-0" X 6'-10"	R.H.R.	A	1.1	1 3/4"	-	3.1	-	1.7	-	-	6.1	1.5 PR.	7.3	-	-	-	-	-	-	-		-
211	LAUNDRY	3'-0" X 7'-0"	2'-8" X 6'-10"	FOLDING	F	1.6	1 3/4"	-	3.1	-	1.7	-	-	6.2	1 SET	7.5	-	-	-	-	-	15.1	-		-
212	W.C.	2'-7" X 7'-0"	2'-3" X 6'-10"	R.H.	A	1.1	1 3/4"	-	3.1	-	1.7	-	-	6.1	1.5 PR.	7.4	-	-	-	-	-	-	-		-
213	OWNER CLOSET	2'-4" X 7'-0"	2'-0" X 6'-10"	L.H.R.	A	1.1	1 3/4"	-	3.1	-	1.7	-	-	6.1	1.5 PR.	7.3	-	-	-	-	-	-	-		-
214	BEDROOM	3'-4" X 7'-0"	3'-0" X 6'-10"	L.H.	A	1.1	1 3/4"	-	3.1	-	1.7	-	-	6.1	1.5 PR.	7.4	-	-	-	-	13.2	-	-		-
215	CLOSET	4'-11" X 7'-0"	1'-6" X 6'-10"	L.H.R.	D	1.4	1 3/4"	-	3.2	-	1.7	-	-	6.3	1.5 PR.	-	-	-	-	-	-	-	-		-
216			3'-0" X 6'-10"	R.H.R. ACTIVE		1.5	1 3/4"	-	3.2	-	1.7	-	-	6.3	3 PR.	-	-	-	-	-	-	-	-		-
217	BATH	2'-6" X 7'-0"	2'-2" X 6'-10"	R.H.	A	1.1	1 3/4"	-	3.1	-	1.7	-	-	6.1	1.5 PR.	7.4	-	-	-	-	13.2	-	-		-
218	CLOSET	4'-11" X 7'-0"	3'-0" X 6'-10"	R.H.R. ACTIVE	D	1.5	1 3/4"	-	3.2	-	1.7	-	-	6.3	3 PR.	-	-	-	-	-	-	-	-		-
219			1'-6" X 6'-10"	R.H.R.		1.4	1 3/4"	-	3.2	-	1.7	-	-	6.3	1.5 PR.	-	-	-	-	-	-	-	-		-

B-1 DOOR SCHEDULE SCALE: N.T.S.

08 - OPENINGS

1 DOOR AND FRAME

1.1 PANELED WOOD DOOR (JELD-WEN CLASSIC PANEL DOOR E1730)
1.2 PVC SLIDING DOORS
PVC GLAVED SLIDING DOORS
1.3 PVC PANEL DOOR
1.4 WOODEN LOUVER SINGLE LEAF CLOSET DOOR
1.5 WOODEN LOUVERED DOUBLE LEAF CLOSET DOOR
1.6 FOLDING LOUVER DOOR
1.7 WOOD FRAME (CONTRACTOR TO PROVIDE SAMPLE BEFORE FABRICATION)
1.8 UPVC FRAME SUPPLIED WITH DOOR

2 DOOR AND FRAME RATINGS

3 FINISHES

3.1 FACTORY PRIMED, SITE VARNISH
3.2 FACTORY PRIMED, SITE PAINTED
3.3 FACTORY PRIMED AND FINISHED

4 GLAZING

1.1 3/8" TINTED, LAMINATED HURRICANE RESISTANT GLASS

5 LOUVERS

6 HINGES

6.1 4 1/2"X4" FULL MORTISE, 3 KNUCKLE CONCEALED BEARING HINGE STAINLESS STEEL FINISH
6.2 TOP HUNG FLOOR GUIDED SLIDE/FOLDING HARDWARE
6.3 3½" X3½" STAINLESS STEEL BUTT HINGE

7 LATCH / LOCKS

7.1 ENTRANCE SET
7.2 KEY INSIDE
7.3 STORE ROOM LOCK
7.4 PRIVACY LOCK
7.5 ROLLER CATCH

8 DEADBOLTS

9 CLOSERS

10 EXIT DEVICES

11 THRESHOLD

12 WEATHERSTRIPS

13 DOOR STOPS

13.1 FLOOR MOUNTED: STAINLESS STEEL
13.2 WALL MOUNTED: STAINLESS STEEL

14 BOLTS

15 PUSH AND PULL

15.1 FLUSH STAINLESS STEEL DOOR PULL

16 PROTECTION PLATES

17 SIGNS

18 REMARKS

NOTE: CONTRACTOR TO PROVIDE CUT SHEETS, TECHNICAL SPECIFICATION, AND MANUFACTURERS' NAMES TO ARCHITECT FOR APPROVAL PRIOR TO PLACING ORDERS.
(1) DOOR SCHEDULE TO BE READ IN CONJUNCTION WITH UP TO DATE FLOOR PLANS. ANY DISCREPANCIES BETWEEN DOOR SCHEDULE AND FLOOR PLANS TO BE REPORTED TO ARCHITECT IMMEDIATELY.
(2) ALL DOOR IRONMONGERY TO BE STAINLESS STEEL.
(3) ALL GLASS TO DOORS TO BE CLEAR LAMINATE SAFETY GLASS 1/4" Min. THICK.
(4) ALL GLAZING BEADS FOR DOORS TO BE SUPPLIED WITH DOORS AND TACKED IN PLACE.
(5) ALL GLAZING BEADS TO BE OF THE SAME MATERIAL AS THE VENEER.
(6) ALL FIXED LIGHTS TO DOORS TO BE CLEAR LAMINATE SAFETY GLASS 1/4" Min. THICK.
(7) DOUBLE SWING DOORS TO BE BEVEL EDGED ON LEADING EDGE, REBATED DOORS ARE OPTIONAL.
(8) ALL DOORS TO BE HARD WOOD LIPPED.
(9) ALL DOORS TO HAVE, FACTORY APPLIED, ONE COAT OF FINISH STAIN/VARNISH TO PREVENT WARPING AND MOVEMENT DUE TO MOISTURE.

B-5 GENERSL NOTES SCALE: N.T.S.

B

A

A-1 - SCALE: -

A-2 - SCALE: -

A-3 - SCALE: -

A-4 - SCALE: -

A-5 - SCALE: -

A-6 - SCALE: -

OBM

OBM Limited

Architecture
Resort Design & Development
Town Planning
Interior Design

PO Box 906
St. Johns'
Antigua
West Indies
www.obmi.com
E obmanu@obmi.com
T 268 462 1047
F 268 462 2305

Antigua
Bath, UK
Bermuda
British Virgin Islands
Cayman Islands
Madrid
Miami
Turks & Caicos Islands

DATE:	REVISION:
-	-

DATE:	ISSUE:

GENERAL NOTES:

1. This drawing is the exclusive property of the The Architect, OBM Limited and the reproduction in whole or in part is prohibited without prior written consent of OBM Limited.

2. The Contractor is to check and verify all levels datum and dimmensions and report any discrepancy or ommission to the Architect, prior to construction.

3. Drawings are not to be scaled

4. The Architect is not responsible for dimmensions of the site plan unless they are taken directly from a registered boundary survey carried out by a Licensed Land Surveyor.

5. This drawing is to be read in conjunction with Structural, Mechanical, Electrical and / or other consultant's documentation that is applicable to the project.

PROJECT:
CABLE BAY DEVELOPMENT
ST. KITTS

DRAWING:
HILLSIDE UNITS:
DOOR SCHEDULE
-
-

DRAWN BY:	PROJECT #:
M.G.	05020
CHECKED BY:	SCALE:
M.S.	AS NOTED

DRAWING #:
HS-601
-